

SMD Magnetic Drive Sealless Self-Priming Pump

Flow (m³/hr)	3 - 65
Max. Head (m)	28 - 49
Temperature (c)	-20°c - 100°c
Design	Direct Coupled
Features	PFA Lined

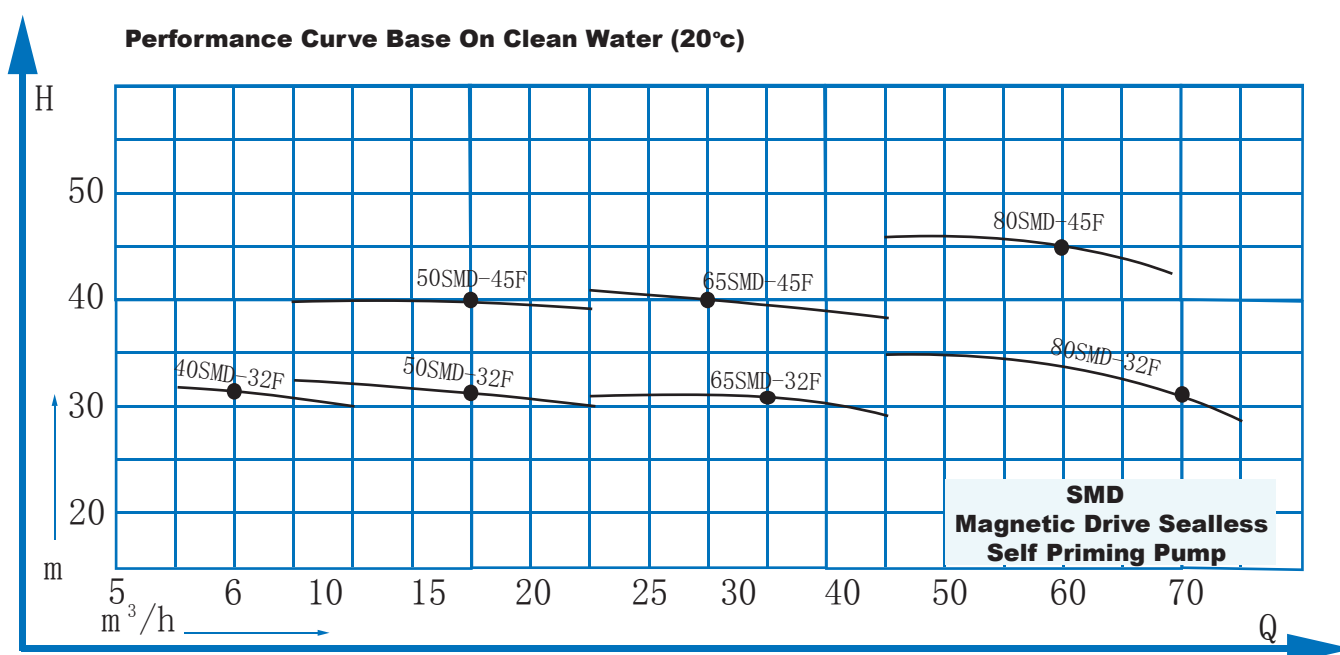
*PFA-Perfluoroalkoxy, Teflon-PFA



• Application •

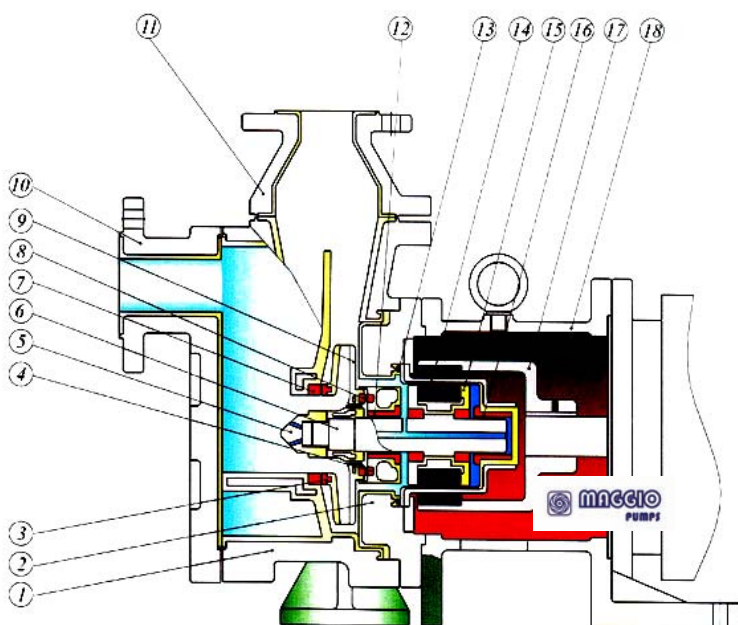
Petrochemical, Chemical Processing, Bulk Unload & Transfer, Plating Recirculation / Filtration, PCB Etching / Rinse, Fumes Scrubber, Waste Water Treatment, Electronics Manufacturing, Underground Storage Tank, Top Opening Tank, Sumps, Pharmaceutical & Photo Processing, Slurry Waste, Abrasives Waste, Scale & Sediments, High Viscosity Liquid And Any Hazardous Chemical Applications...

Performance Curve



Note : All specifications subject to change without prior notice.

Structure Diagram & Material

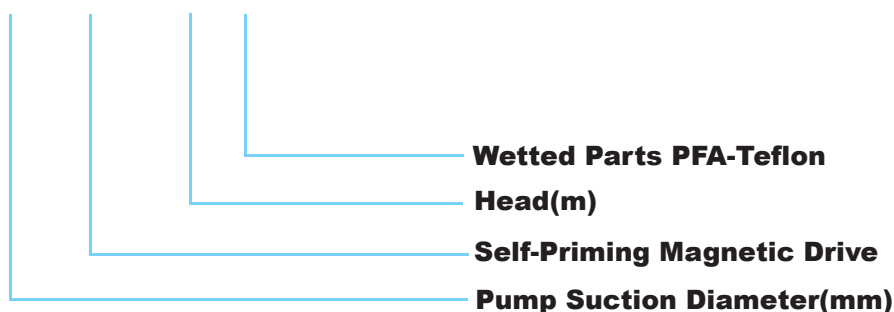


No	Structure	Material
1	Pump Body	PFA Lined / HT200
2	Pump Cover	PFA Lined / HT200
3	Impeller Front Ring	Silicon Carbide
4	Stop Ring	PTFE
5	Impeller Nut	PTFE
6	Shaft	Silicon Carbide
7	Sealing Ring	Silicon Carbide
8	Impeller Back Ring	PTFE
9	Impeller	FEP
10	Front Cover	FEP/ HT200
11	Outlet Flange	FEP/ HT200
12	Front Bearing	PTFE
13	Back Plate O-Ring	Viton/ PTFE
14	Back Plate	Reinforced FEP
15	Drive Assembly	FEP
16	Rear Bearing	PTFE
17	Outer Drive Magnet	Neodymium Iron
18	Motor Adaptor	HT200

*PFA-Perfluoroalkoxy, Teflon-PFA

Type Keys

50 SMD - 32 F

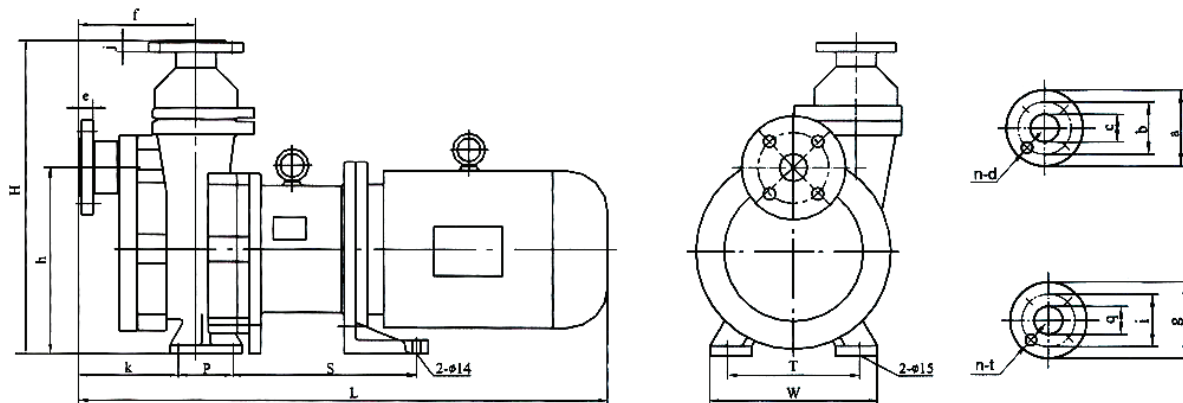


*PFA-Perfluoroalkoxy, Teflon-PFA

Specifications

No	Model	Flow Rate (m ³ /hr)	Head (m)	Efficiency (%)	Suction Lift (m)	Priming Time (s)	NPSH (m)	Inlet/Outlet Diameter (mm)	Speed (r/min)	Power (kw)	kg
1	40 SMD-32F	3	34	16	3	150	3.0	40X25	2900	4	125
		*6	32	24							
		10	28	20							
2	50 SMD-32F	8	34	25	3	180	3.0	50X50	2900	5.5	180
		*15	32	44							
		20	28	44							
3	50 SMD-45F	8	49	21	3	180	3.0	50X50	2900	7.5	170
		*12.5	48	35							
		15	47	40							
4	65 SMD-32F	20	34	40	3	200	3.5	65X50	2900	7.5	200
		*30	32	52							
		35	28	48							
5	65 SMD-45F	20	45	40	3	200	4.5	65X40	2900	11	290
		*25	45	44							
		35	40	53							
6	80 SMD-32F	35	34	50	3	200	3.5	80X65	2900	11	280
		*60	32	55							
		65	28	50							
7	80 SMD-45F	35	46	38	3	200	4.5	80X50	2900	18.5	320
		*50	45	50							
		60	40	48							

Dimensions



Model	L	S	P	k	f	W	T	H	h	a	b	c	n-ø d	e	g	i	q	j	n-ø t
40 SMD-32F	756	275	70	145	185	240	190	450	270	ø150	ø110	40	4-ø18	20	ø115	ø85	25	18	4-ø15
50 SMD-32F	875	318	95	172	202	265	212	486	320	ø165	ø125	50	4-ø18	20	ø165	ø125	50	18	4-ø18
50 SMD-45F	905	336	70	215	225	265	212	510	330	ø165	ø125	50	4-ø18	20	ø165	ø125	50	20	4-ø18
65 SMD-32F	903	354	95	165	230	265	212	495	320	ø185	ø145	65	4-ø18	20	ø165	ø125	50	18	4-ø18
65 SMD-45F	1110	410	70	218	225	290	220	610	400	ø185	ø145	65	4-ø18	20	ø150	ø110	40	18	4-ø18
80 SMD-32F	1180	412	75	220	255	340 290	280 220	534	380	ø200	ø160	80	8-ø18	20	ø185	ø145	65	20	4-ø18
80 SMD-45F	1150	416	70	244	245	290	220	618	450	ø200	ø160	80	8-ø18	20	ø185	ø145	65	20	4-ø18

Note : All specifications subject to change without prior notice.