

MC Series Magnetic Drive Pump

Application

Petrochemical, Chemical Processing, Bulk Unload & Transfer, Plating Recirculation / Filtration, PCB Etching/ Rinse, Fumes Scrubber, Waste Water Treatment, Electronics Manufacturing, Underground Storage Tank, Top Opening Tank, Sumps, Pharmaceutical & Photo Processing, And Any Hazardous Chemical Applications...

MC - 401 - CV - 5 - 3

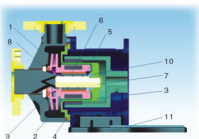
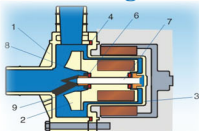
(1) (2) (3) (4) (5)

- 1) Model Number : MC - Pump body materials FRPP
MCV - Pump body materials PVDF
- 2) Inlet / Outlet : 100 - 401
- 3) O-Ring Material : FKM / EPDM
- 4) Impeller : 5 - 50Hz / 6 - 60Hz
- 5) Motor Power : 1 - 1ø 220V, 3 - 3ø 220V/380V, 4 - 3ø 415V



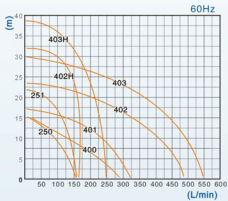
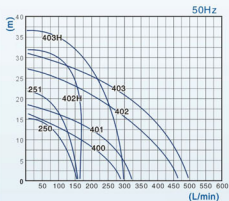
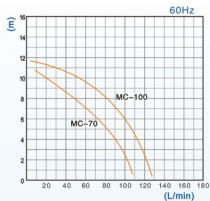
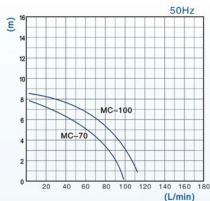
Model	Inlet/Outlet	Standard Capacity(L/min)		Head(m)		Max Capacity (L/min)		Max Head (mm)		Specific weight	Power (kw)
		50Hz	60Hz	50Hz	60Hz	50Hz	60Hz	50Hz	60Hz		
MC-70	G1xG1	50	50	5.5	7.8	90	100	8	11	1.2	0.15/0.18
MC-100	G1xG1	70	70	6	9	110	125	8.5	11.8	1.2	0.26
MC-250	25x25	50	50	14	13.5	150	150	15.5	15.5	1.2	0.4
MC-251	25x25	81	81	19	19	150	150	22	22	1.0	0.75
MC-400	40x40	105	105	11	10.5	285	285	15.5	15	1.2	0.4
MC-401	40x40	155	155	14.5	14.5	325	325	18	17.5	1.2	0.75
MC-402	50x40	210	210	20	20	460	480	27	23.5	1.2	1.5
MC-403	50x40	260	260	23	25	500	550	31	30	1.2	2.2
MC-402H	50x40	100	100	30	30	160	160	31	31.5	1.0	1.5
MC-403H	50x40	100	100	35	36	300	250	36	37	1.0	2.2

Structure Diagram & Material



No	Structure	Material
1	Front Casing	FRPP / PVDF
2	Impeller	FRPP / PVDF
3	Rear Casing	FRPP / PVDF
4	O-Ring	FKM / EPDM
5	Magnet Capsule	PP / PVDF
6	Bearing	Carbon / PTFE / SIC
7	Shaft	Ceramic
8	Front Thrust Ring	Ceramic
9	Rotating Ring	SIC / PTFE
10	Rear Thrust Ring	PPS
11	Frame	FRPP

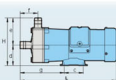
Performance Curve Chart



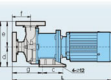
Dimensions



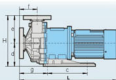
MC-70-100



MC-250-401



MC-402-403H



Model	a	b	c	d	e	f	g	h	i	j	k	l	m	n	o	p	q	r	s	t	u	v	w	x	y	z
MC-70	111	48	41	65	90	53	160	8	12	131	155	289														
MC-100	111	51	71	75	100	65	163	9	27	151	175	339														
MC-250	131	65	131	115	140	90	164	12	—	161	256	451														
MC-251	131	65	131	115	140	90	172	12	—	161	256	465														
MC-400	111	54	99	95	130	87	151	12	—	141	226	451														
MC-401	131	72	131	115	140	103	185	12	—	161	256	478														
MC-402, 403, 402H, 403H	209	80	201	120	160	89	158	14	36	261	281	526														